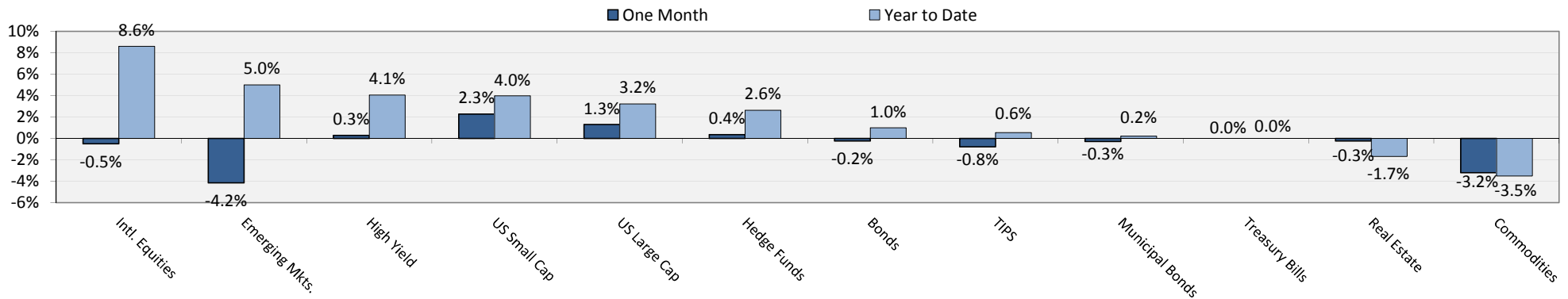
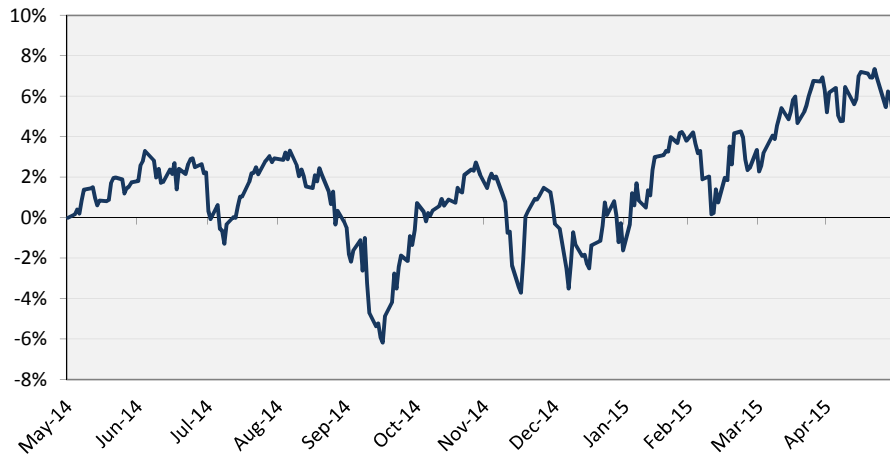


## Index Returns Ending 5/29/2015



## Global Stocks One-Year Performance (MSCI World Index)



	12/31/13	12/31/14	5/29/15	YTD Change
--	----------	----------	---------	------------

### Economic Figures

Real GDP Growth	2.3%	2.2%	2.7%	+0.5%
Core CPI	1.7%	1.7%	1.8%	+0.1%
Unemployment Rate	7.0%	5.8%	5.4%	-0.4%
Consumer Confidence	78.1	92.6	95.4	+2.8

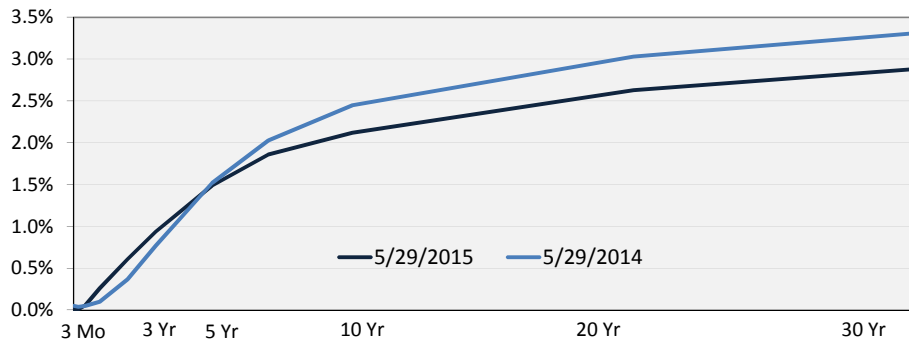
### Currencies/Commodities

Dollar / Euro	1.38	1.21	1.10	-9.6%
Yen / Dollar	105.1	120.0	124.0	3.3%
WTI Crude Oil (\$/barrel)	\$98.72	\$52.31	\$59.61	14.0%
Gold (\$/oz)	\$1,212.79	\$1,177.34	\$1,187.14	0.8%

### Select Interest Rates

30-Yr Mortgage Rate	4.48%	3.87%	3.87%	0.00%
6 Month CD Rate	0.14%	0.16%	0.17%	+0.01%
High Yield Credit Spread	4.00%	4.98%	4.50%	-0.48%

## Yield Curve



## 10 Year Treasury Yield

