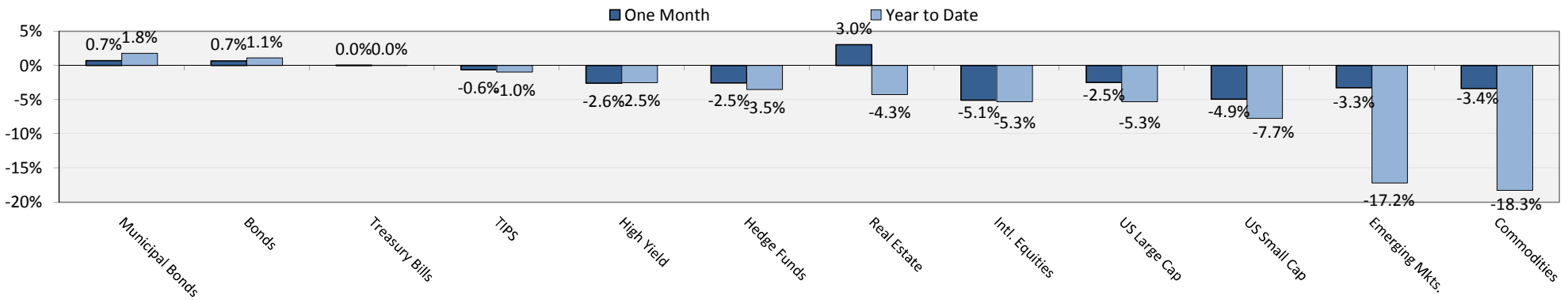
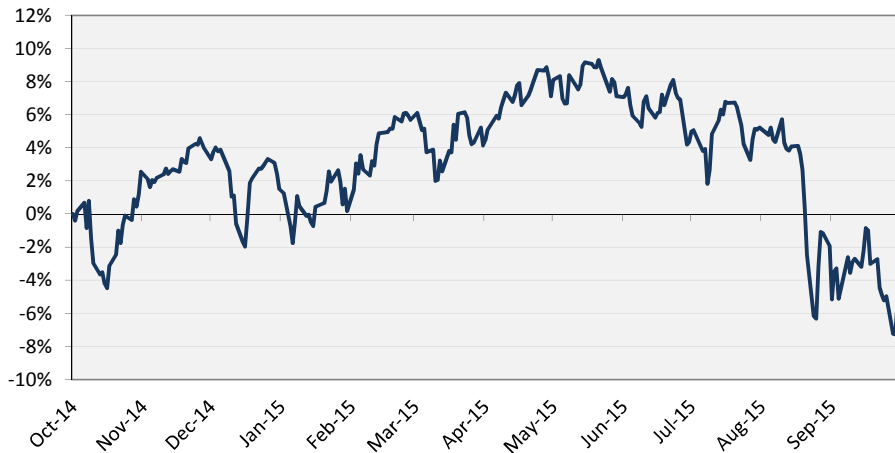


Index Returns Ending 9/30/2015



Global Stocks One-Year Performance (MSCI World Index)



	12/31/13	12/31/14	9/30/15	YTD Change
--	----------	----------	---------	------------

Economic Figures

Real GDP Growth	2.3%	2.2%	2.7%	+0.46%
Core CPI	1.7%	1.7%	1.8%	+0.1%
Unemployment Rate	7.0%	5.8%	5.1%	-0.7%
Consumer Confidence	78.1	92.6	103.0	+10.4

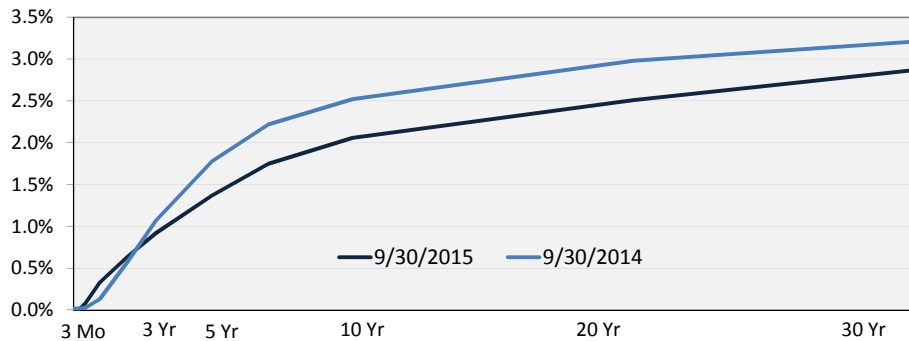
Currencies/Commodities

Dollar / Euro	1.38	1.21	1.12	-7.8%
Yen / Dollar	105.1	120.0	120.0	0.0%
WTI Crude Oil (\$/barrel)	\$98.72	\$52.31	\$45.34	-13.3%
Gold (\$/oz)	\$1,212.79	\$1,177.34	\$1,115.80	-5.2%

Select Interest Rates

30-Yr Mortgage Rate	4.48%	3.87%	3.86%	-0.01%
6 Month CD Rate	0.14%	0.16%	0.13%	-0.03%
High Yield Credit Spread	4.00%	4.98%	6.60%	+1.62%

Yield Curve



10 Year Treasury Yield

