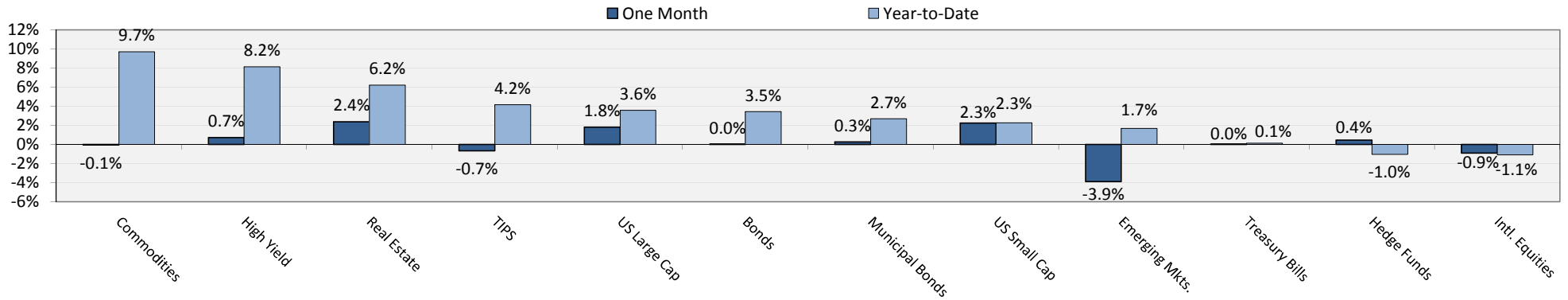
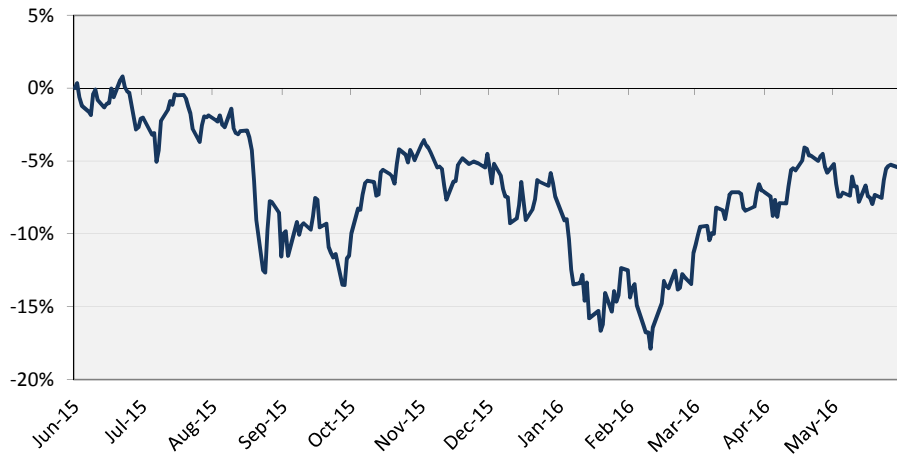


Index Returns Ending 5/31/2016



Global Stocks One-Year Performance (MSCI World Index)



	12/31/14	12/31/15	5/31/16	YTD Change
--	----------	----------	---------	------------

Economic Figures

Real GDP Growth	2.2%	2.1%	2.0%	-0.1%
Core CPI	1.7%	2.0%	2.1%	+0.1%
Unemployment Rate	5.8%	5.0%	5.0%	0.0%
Consumer Confidence	92.6	96.5	92.6	-3.9

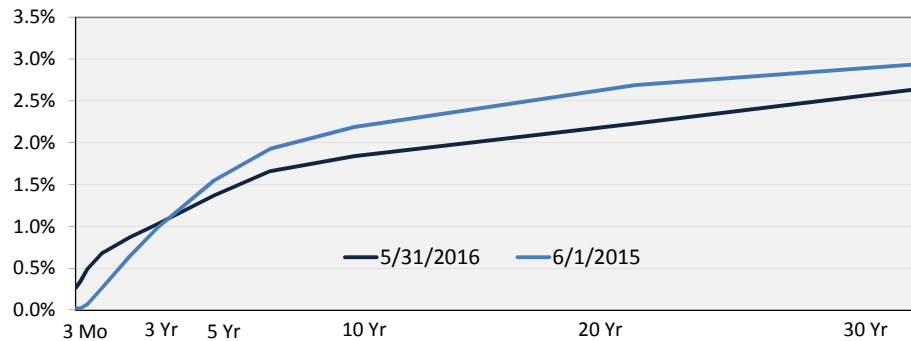
Currencies/Commodities

Dollar / Euro	1.21	1.09	1.11	2.3%
Yen / Dollar	120.0	120.4	110.9	-7.9%
WTI Crude Oil (\$/barrel)	\$52.31	\$36.91	\$48.47	31.3%
Gold (\$/oz)	\$1,177.34	\$1,074.21	\$1,218.98	13.5%

Select Interest Rates

30-Yr Mortgage Rate	3.87%	4.01%	3.64%	-0.37%
6 Month CD Rate	0.16%	0.13%	0.14%	+0.01%
High Yield Credit Spread	4.98%	6.95%	5.97%	-0.98%

Yield Curve



10 Year Treasury Yield

