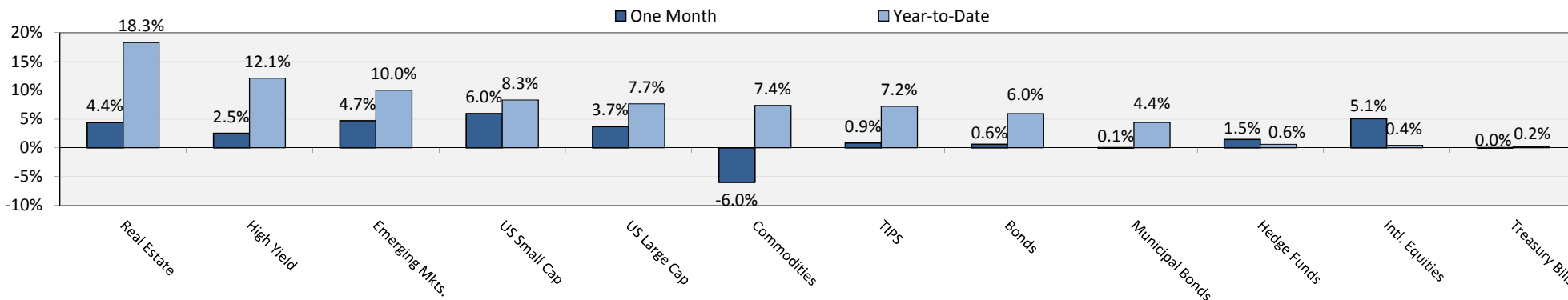
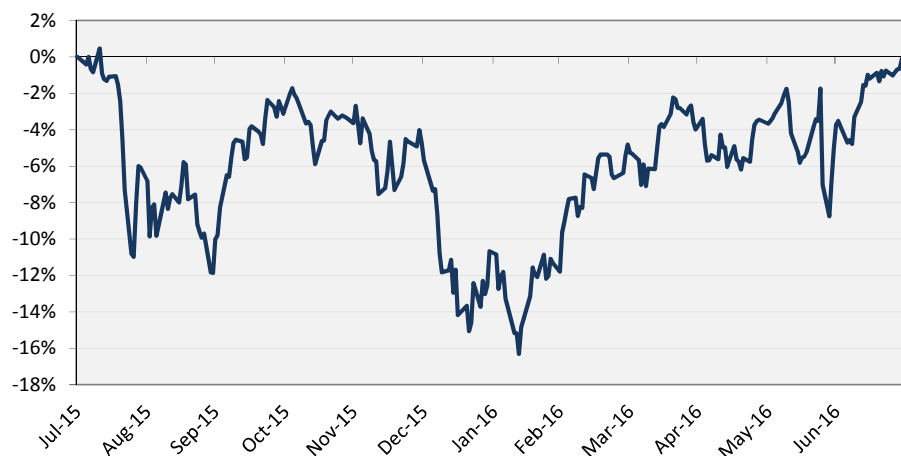


Index Returns Ending 7/29/2016



Global Stocks One-Year Performance (MSCI World Index)



	12/31/14	12/31/15	7/29/16	YTD Change
--	----------	----------	---------	------------

Economic Figures

Real GDP Growth	2.2%	2.1%	1.2%	-0.9%
Core CPI	1.7%	2.0%	2.3%	+0.3%
Unemployment Rate	5.8%	5.0%	4.9%	-0.1%
Consumer Confidence	92.6	96.5	97.3	+0.8

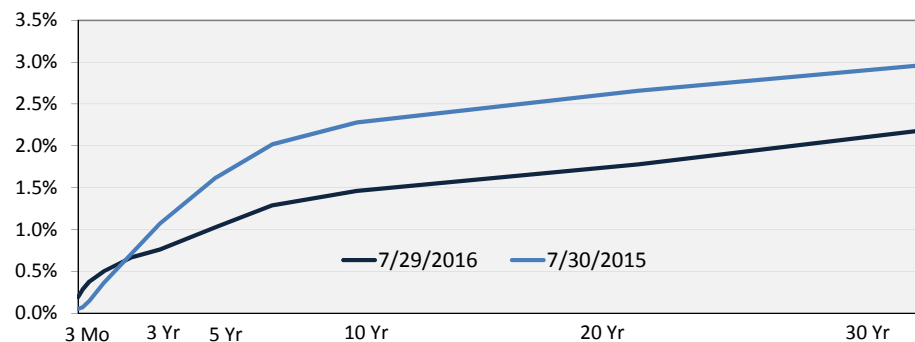
Currencies/Commodities

Dollar / Euro	1.21	1.09	1.11	1.9%
Yen / Dollar	120.0	120.4	103.8	-13.8%
WTI Crude Oil (\$/barrel)	\$52.31	\$36.91	\$40.96	11.0%
Gold (\$/oz)	\$1,177.34	\$1,074.21	\$1,348.08	25.5%

Select Interest Rates

30-Yr Mortgage Rate	3.87%	4.01%	3.48%	-0.53%
6 Month CD Rate	0.16%	0.13%	0.14%	+0.01%
High Yield Credit Spread	4.98%	6.95%	5.69%	-1.26%

Yield Curve



10 Year Treasury Yield

