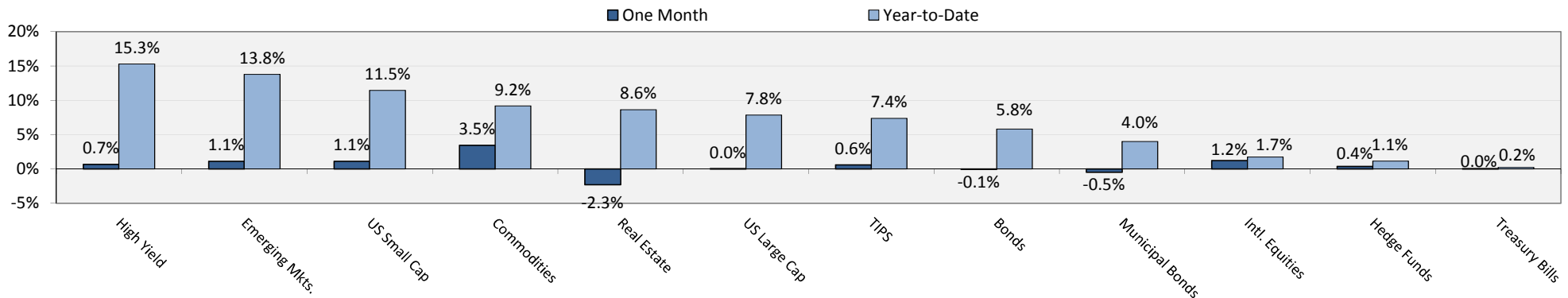
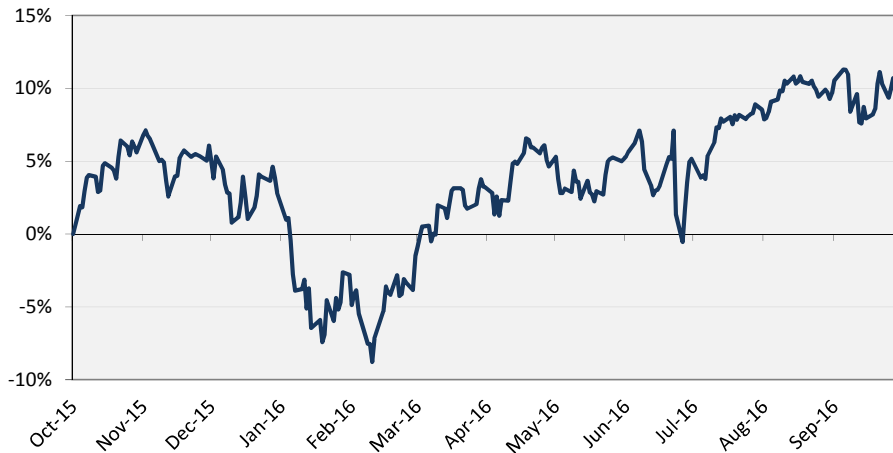


## Index Returns Ending 9/30/2016



## Global Stocks One-Year Performance (MSCI World Index)



## Economic Figures

	12/31/14	12/31/15	9/30/16	YTD Change
Real GDP Growth	2.2%	2.1%	1.3%	-0.8%
Core CPI	1.7%	2.0%	2.3%	+0.3%
Unemployment Rate	5.8%	5.0%	4.9%	-0.1%
Consumer Confidence	92.6	96.5	104.1	+7.6

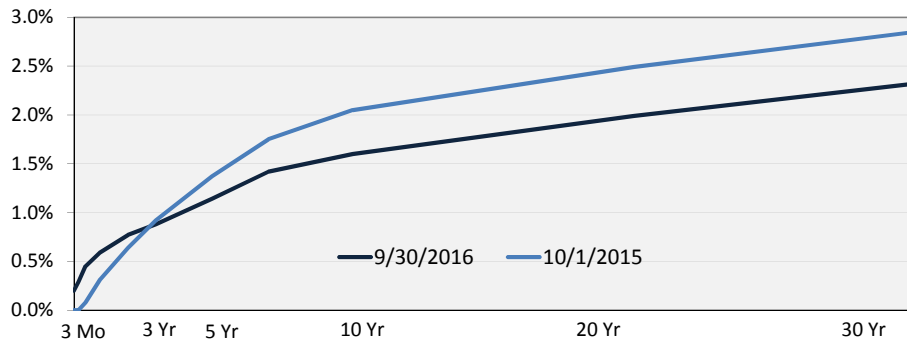
## Currencies/Commodities

	12/31/14	12/31/15	9/30/16	YTD Change
Dollar / Euro	1.21	1.09	1.12	2.7%
Yen / Dollar	120.0	120.4	101.3	-15.9%
WTI Crude Oil (\$/barrel)	\$52.31	\$36.91	\$48.56	31.6%
Gold (\$/oz)	\$1,177.34	\$1,074.21	\$1,316.91	22.6%

## Select Interest Rates

	12/31/14	12/31/15	9/30/16	YTD Change
30-Yr Mortgage Rate	3.87%	4.01%	3.42%	-0.59%
6 Month CD Rate	0.16%	0.13%	0.14%	+0.01%
High Yield Credit Spread	4.98%	6.95%	5.09%	-1.86%

## Yield Curve



## 10 Year Treasury Yield

